

‘PHOTO STORY’

Of the community

By the community

Introduction

May 21, 2013



**The ICCA
Consortium**




Who are we?

- Aurélie Neumann, ICCA Consortium
- Neema Pathak, Kalpavriksh
- Nikhil Roshan, independent photographer
- Sangeeta Rajkhowa, Foundation for Ecological Security

What is the ICCA Consortium?

- Home
- ICCA Consortium
- International Policy on ICCAs
- ICCA Legal Reviews
- Regional Reviews
- Grassroots Discussions
- Examples & Issues
- Climate change and ICCAs
- ICCA Registry and Data
- Events
- Alerts and Actions
- Publications
- Resources and Tools for ICCAs
- Videos
- Newsletter
- Steering Committee and






The ICCA Consortium

Mission and structure

The ICCA Consortium is an **international association dedicated to promoting the appropriate recognition of and support to ICCAs** (Indigenous Peoples' and Community Conserved Areas and Territories) in the regional, national and global arena. It is comprised of **Members** (Indigenous People Organisations (IPOs) and Community-based Organisations (CBOs) and civil society organisations working with IPs/LCs) and **Honorary members** (individuals with relevant concerns and expertise relating to ICCAs). As a global institution, the Consortium is collaborating with the CBD Secretariat, GEF SGP, UNEP WCMC, IUCN, research and advocacy organisations, and UN mechanisms promoting human and IP and LC rights.

Brief history

Responding to mounting interest and concerns about ICCAs, several mutually-respected NGOs and organisations representing indigenous and community constituencies (now Consortium Members) established the 'ICCA Consortium' at a gathering during the 4th World Conservation Congress in Barcelona (Spain) in October 2008. These Members agreed on a broad programme of action which provided initial support and stimulus for working towards common ICCA goals. It was during this gathering the ICCA Registry was born: an on-line, internationally recognised ICCA database! Since Barcelona, physical meetings among Consortium Members and Honorary members have taken place during international gatherings and policy events, including meetings of the



An **international network** of local communities' and indigenous peoples' organisations along with experienced and committed individuals & NGOs advocating for the respect, recognition and support of ICCAs

ICCA Consortium: members



ICCA Network Nepal –
national federation
Others: Confederacion
Mapuche de Neuquen
(Argentina), UNINOMAD
(Iran), REPALEF (DRC),...

APCM (Senegal) – local
community's organisation
Others: Kereimbas (Bolivia), Tao
Foundation (Taiwan),
Wet'suwet'en Treaty Office
Society (Canada),...




ICCA Consortium: actions



Participation to international meetings to influence policy-making in favour of IPs & LCS (here COP11, India, October 2012)

Publications



Organising national & regional workshops (here in Guatemala for Central America, March 2013)

ICCA Consortium: achievements

Official creation of a
National ICCA
Consortium in the
Philippines, February
2013



Foundation of a national
network of local
communities managing
natural resources,
Madagascar, May 2012

What are ICCAs?



Conserved biodiverse & fragile ecosystems - A ridge-to-reef seascape from Waya Island, Fiji

Sacred natural sites -
Kayangan Lake in Coron
Island (Philippines) is a
sacred site for the
Tagbanuas



What are ICCAs?



Shahsavan (a nomadic tribe of Iran) summering ground

Traditional house of the
Saami people, Russia



What are ICCAs?



Villagers monitoring bamboo cuts
in Mendha Leka, India

Nomadic cattle herders
mapping their *houroums* in
Niger



Why make a Photo Story?

- To **document** your ICCA, the issues your community is facing, and the solutions you are trying to find.
- To share your story with others and **encourage others to do the same**.
- To **raise awareness** about your efforts.
- To **advocate** for the respect, recognition and support for ICCAs in general and your ICCA specifically.
- What do **you** think?

What is a Photo Story?

A short video (4-5mn) composed of:

- Photos
 - Short videos (mini interviews)
 - Text (subtitles)
 - Recorded voice over
 - Background sounds and music
- ➔ a format that can be easily understood (images) and disseminated (e.g. on the Internet).

Who makes it?

- Preferably the whole community: men and women, elders and youth, etc. Preferably **all perspectives** are reflected.
- Those who are willing (**no obligation**)
- Delegation to **small teams** for more 'technical' parts (editing, voice recording, etc.)
- With **facilitators** (FES, Kalpavriksh, ICCA Consortium)

How to make it?

Step 1: Meeting with DGZ Committee & formation of core team

Step 2: Discussions about DGZ with VC, Women Group, etc. & call for volunteers for scriptwriting & photos taking

Step 3: Collective scriptwriting: the story

How to make it?

- Step 4:** Photos + sounds/music/voice taken by Ungma & Longsa villagers; previous photos & maps collected from FES, DGZ Committee,...
- Step 5:** Editing: assembling materials
- Step 6:** Final meeting: screening, feedback
- Step 7:** Dissemination

What do we do today?

Discussion about the Dikhu (Tzula) Green Zone:

① **Description**: history, features, governance,...

② **Challenges** faced: threats, conflicts,...

③ **Solutions** arrived at: the actions you took

④ **Impact** of the solutions: results you noticed

>>> to build the “raw” contents for the story

+ Call for **volunteers** for the core team

1 – Collecting info



Upstream preparation with FES

- Previous data on the ICCA, analysis of threats and solutions, etc.
- Archive photos/videos
- Maps
- ...

2 – First community discussion



Discussion guided by a canvas of questions

Possibly separate meetings for men & women

- Describing your ICCA
- Identifying threats, constraints, opportunities
- Describing your solutions
- Analysing their results, impact

3 – Collective scriptwriting



- Drawing from the discussion outcomes
- How to put information in a story
- ‘What do we want to show & say?’

Collectively written
(sequences) with projector
Be careful to keep it simple, as
it will determine the material
to collect & edit

4 – Photos & voice/sounds



1,2 cameras per group =>
share

Voice very important to
make story-telling alive

- Short training
- Identification of a team by the community
- Creation of groups, one per topic
- Out in the ICCA to take photos, record sounds and voice

5 - Editing



- Assembling photos, voices, sounds & music into a video
- Thanks to a software => computer

Identify a small team to whom the community delegates that 'technical' part of the process (with help of facilitators)

6 – Second community discussion



Everybody together or
men/women separate

- Validation of the Photo Story
- Discussion for its use & future actions
- Feedback on the process (perception, lessons learnt)

7 - Dissemination



- Internet: ICCA Consortium website
- Community screening evening
- Sending the Photo Story to authorities, press, etc.
- Any other channel or use the community decide to develop

Final file is a .wmv video of 5 minutes max and about 12 to 25MB size, ideally in local language + in English